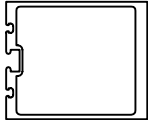
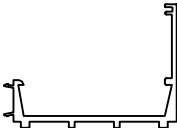

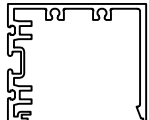
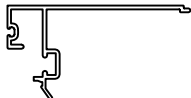


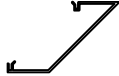


# SGRW 2530 – 4 Sided Structural Glazing System

## Ribbon Wall Details



### Ribbon Wall Profile Identification

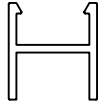



Extrusion	PROFILE	Description
2550-301		3" TUBULAR MULLION
2550-302		HEAD/SILL CAN
2550-303		HEAD/SILL CAN INSERT
2550-304		INTERMEDIATE HORIZONTAL MULLION
2550-305		HEAD/SILL INSERT 1/4" INFILL 1" FRAME
2550-306		INTERMEDIATE HORIZONTAL FILLER
2550-307		90 DEGREE INSIDE/OUTSIDE CORNER MULLION HALF A
2550-308		90 DEGREE INSIDE/OUTSIDE CORNER MULLION HALF B

# SGRW 2530 – 4 Sided Structural Glazing System

## Ribbon Wall Details



### Ribbon Wall Profile Identification






Extrusion	PROFILE	Description
2550-309		OPTIONAL RIBBON PERIMETER TRIM 1" GLASS
2550-310		RIBBON PERIMETER BASE
2550-311		RIBBON PERIMETER FACE 1" GLASS
2550-312		RIBBON PERIMETER FACE 1/4" GLASS

# SGRW 2530 – 4 Sided Structural Glazing System

## Ribbon Wall Details



### Ribbon Wall Profile Identification






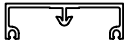
Extrusion	PROFILE	Description
2550-320		HEAD/SILL CAN FOR 5" VERTICAL
2550-321		HEAD/SILL CAN INSERT FOR 2550-320
2550-322		HEAD/SILL CAN INSERT FOR 2550-320 1/4" INFILL 1" SYSTEM
2550-323		90 DEGREE INSIDE/OUTSIDE CORNER 5" MULLION DIMENSION MULLION HALF A
2550-324		90 DEGREE INSIDE/OUTSIDE CORNER 5" MULLION DIMENSION MULLION HALF B

# SGRW 2530 – 4 Sided Structural Glazing System

## Ribbon Wall Details



### Ribbon Wall Profile Identification






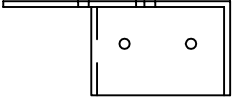
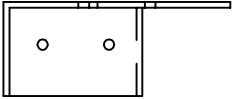
Extrusion	PROFILE	Description
2550-026		VERTICAL MULLION 1/4" SLIDE IN INFILL ADAPTOR
2550-027		VERTICAL/HORIZONTAL MULLION 1/4" SCREW APPLIED INFILL ADAPTOR
2550-028		1" SLIDE IN SETTING BLOCK SEAT
2550-030		1/4" SLIDE IN SETTING BLOCK SEAT
2550-031		VERTICAL/HORIZONTAL MULLION 1/4" SCREW APPLIED INFILL ADAPTOR
2550-032		OPTIONAL HORIZONTAL COVER
	SEE CURTAINWALL SECTION FOR 5" VERTICAL AND HORIZONTAL COMPONENTS TO COMPLEMENT 2550-320	

# SGRW 2530 – 4 Sided Structural Glazing System

## Ribbon Wall Details



### Ribbon Wall Part Identification




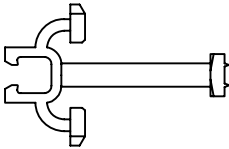

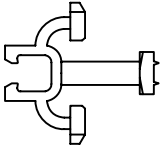
PART	PROFILE	Description
2550-003 FAB A		1" ROLL IN SETTING BLOCK SEAT FABRICATED PART
2550-004 FAB A		1/4" ROLL IN SETTING BLOCK SEAT FABRICATED PART
2550-005 FAB C		3" MULLION INTERMEDIATE SHEARBLOCK FABRICATED PART
2550-028 FAB A		1" SLIDE IN SETTING BLOCK SEAT FABRICATED PART
2550-030 FAB A		1/4" SLIDE IN SETTING BLOCK SEAT FABRICATED PART
2550-350		3" MULLION INTERMEDIATE SHEARBLOCK 90 DEGREE CORNER FABRICATED PART A
2550-351		3" MULLION INTERMEDIATE SHEARBLOCK 90 DEGREE CORNER FABRICATED PART B

# SGRW 2530 – 4 Sided Structural Glazing System

## Ribbon Wall Details



### Ribbon Wall Profile Identification

PART	PROFILE	Description
2550-500		SILICONE SSG MULLION GASKET
2550-501		SSG 1" SETTING BLOCK
2550-502		SSG 1/4" SETTING BLOCK
2550-503		COVER RETAINER/GLAZING TEMPORARY 1" INFILL
2550-505		CAPTURED COVER GASKET
2550-506		COVER RETAINER/GLAZING TEMPORARY 1/4" INFILL